

# ABPE Precision Eco Series

Economical Selection for Precision Series D 8-25

## ABPE/ABPEM | Precision Eco Series

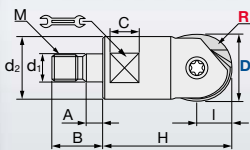

V max
High Speed

▽▽
Semi Finishing

▽▽▽
Finishing

HRC
65

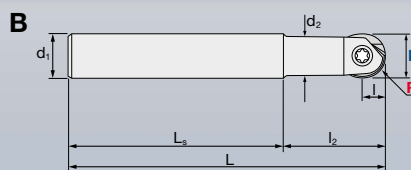
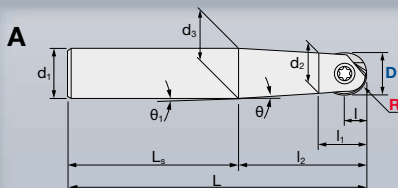
No. of Teeth
2



R	± 0.01
Set-up	± 0.015


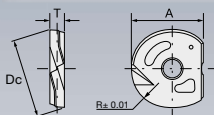
### ABPEM Ball Precision Eco Modular Type

ID Code	Item Code	Z	D	R	H	I	M	d <sub>1</sub>	d <sub>2</sub>	A	B	C	Wrench
FH249	ABPEM-10	2	10	5	26	5	M6	6.5	9.8	5.5	14.5	5	7
FH250	ABPEM-12		12	6		6							
FH251	ABPEM-16		16	8	8	M8	8.5	12.8	17		8	10	
FH252	ABPEM-20		20	10	10	M10	10.5	17.8	19		10	15	
FH253	ABPEM-25		25	12.5	12.5	M12	12.5	20.8	22		10	17	



### ABPE Ball Precision Eco Shank Type

ID Code	Item Code	Z	D	R	L	d <sub>1</sub>	I	l <sub>2</sub>	l <sub>1</sub>	d <sub>2</sub>	d <sub>3</sub>	L <sub>s</sub>	θ	θ <sub>1</sub>	Type
FH238	ABPE-08S10-130-30	2	8	4	130	10	4	30	-	7.3	9.5	100	3.15	2.2	A
FH239	ABPE-10S10-130-30														
FH240	ABPE-10S12-150-35		10	5	150	12	35	-	10.4	-	95	0	-	B	
FH241	ABPE-12S12-130-35		12	6	130	6	60	13	10.4	-	15.5	100	3	2.12	A
FH242	ABPE-12S16-160-60		12	6	160	16	60	13	10.4	-	15.5	100	3	2.12	A
FH243	ABPE-16S16-140-40		16	8	140	16	40	-	14.3	-	-	-	0	-	B
FH244	ABPE-16S20-200-65		16	8	200	20	65	16	14.3	-	18.5	135	2.45	2.01	A
FH245	ABPE-20S20-160-45		20	10	160	20	45	-	18	-	-	115	0	-	B
FH246	ABPE-20S25-220-80		20	10	220	25	80	20	18	-	24	140	2.9	2.05	A
FH247	ABPE-25S25-180-45		25	12.5	180	25	45	-	22.5	-	-	135	0	-	B
FH248	ABPE-25S32-250-100	25	12.5	250	32	100	25	22.5	-	29.5	150	2.7	2.29	A	



**NOTE:**

To keep high-accuracy, please put marked side onto head side of the screw.  
BCHG-Inserts for ABPE cannot be clamped onto ABPF body!

Item Code	Tolerance	Grade		Size			
		JP15E	JP08E	R	A	Dc	T
BCHG080	H class	WF350	WF344	4	9.5	8	2
BCHG100		WF351	WF345	5	11.5	10	2.5
BCHG120		WF352	WF346	6	12	12	2.5
BCHG160		WF353	WF347	8	14	16	3
BCHG200		WF354	WF348	10	16	20	3
BCHG250		WF355	WF349	12.5	21.5	25	4

- JP08E** High adhesion PVD coat + Micro grain substrate  
Target: Tool steel, Hardened steel, Cast iron
- JP15E** High adhesion PVD coat + Micro grain substrate  
Target: Tool steel, Pre-hardened steel, Cast iron

Parts	Clamp Screw			Wrench	
	Diameter	ID Code	Item Code	Torque (Nm)	ID Code
8	ET153	581-141	1.1	ET13	104-T8
10	ET154	581-142	2.2	ET11	104-T10
12	ET155	581-143	4.9	ET14	105-T20
16 & 20	ET156	581-144	4.9	ET14	105-T20
25	ET168	581-146	9.8	ET167	105-T30A